

Bi-Tec type

Safety air relief couplings for gaseous media.
Combination of a sliding valve and a quick disconnect coupling!

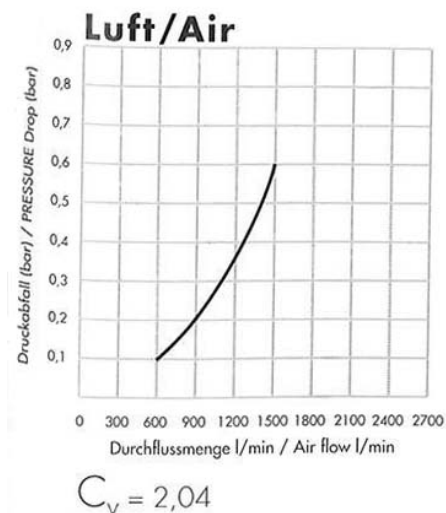
Connection is pressureless. Only a low spring force has to be overcome. Pressure only builds up when the blue sleeve is pushed forward. It is impossible to disconnect the hose either intentionally or inadvertently in this position. When the sliding sleeve is moved back into its home position, the air is relieved from the hose and the coupling can be disconnected.

Operating pressure:	Max. 20 bar
Medium and ambient temperature:	-20 °C to +100 °C
Flow rate (air):	1400 l/min (at 6 bar and $\Delta p = 0.5$ bar)
Fitting and valve body:	Nickel-plated brass
Unlocking sleeve:	Hardened, nickel-plated steel
Sliding sleeve:	Anodised aluminium
Springs and ball:	Stainless steel
Sealant:	NBR



249.04

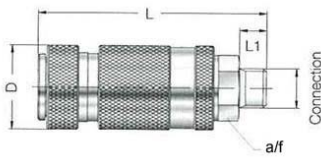
Flow rates:



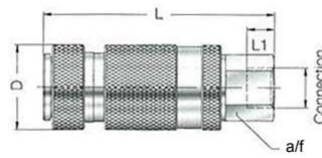
249.14



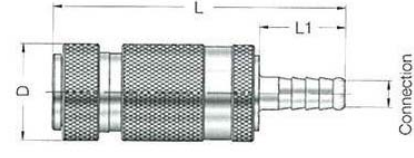
249.26



Male



Female



Hose connection

Safety couplings DN 7.8, male

Art. No.	Ident No.	Connection	a/f mm	L mm	D mm	L1 mm
249.04	107604	R 1/4 male	19	80.0	28.0	12.0
249.05	107605	R 3/8 male	19	81.0	28.0	13.0
249.07	107606	R 1/2 male	22	87.0	28.0	17.0

Safety couplings DN 7.8, female

Art. No.	Ident No.	Connection	a/f mm	L mm	D mm	L1 mm
249.14	107607	G 1/4 female	19	75.0	28.0	9.0
249.15	107608	G 3/8 female	19	75.0	28.0	9.0
249.16	107609	G 1/2 female	24	80.0	28.0	12.0

Safety couplings DN 7.8, with hose stem

Art. No.	Ident No.	Connection	a/f mm	L mm	D mm	L1 mm
249.24	107610	Stem, I.D. 6	-	86.0	28.0	25.0
249.25	107611	Stem, I.D. 8	-	86.0	28.0	25.0
249.26	107612	Stem, I.D. 9	-	86.0	28.0	25.0
249.27	107613	Stem, I.D. 10	-	86.0	28.0	25.0
249.28	107614	Stem, I.D. 13	-	86.0	28.0	25.0



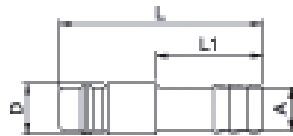
243.351-N



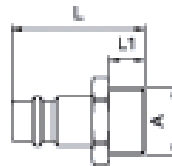
243.50-N



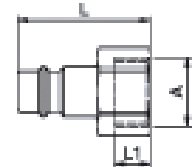
243.55-N



Stem



Plug male



Plug female

Stems for couplings DN 7.2 - DN 7.8, nickel-plated brass

Art. No.	Ident No.	Designation	a/f mm	L mm	D mm	L1 mm
243.06-N	107300	Stem, I.D. 6	-	44.0	12.0	24.0
243.351-N	107301	Stem, I.D. 8	-	48.0	12.0	25.0
243.07-N	107302	Stem, I.D. 9	-	44.0	12.0	24.0
243.352-N	107303	Stem, I.D. 10	-	48.0	12.0	25.0
243.10-N	107304	Stem, I.D. 13	-	45.5	11.9	24.0

Plugs for couplings DN 7.2 - DN 7.8, nickel-plated brass, male

Art. No.	Ident No.	Designation	a/f mm	L mm	D mm	L1 mm
243.48-N	107305	Plug, G 1/8 male	14	31.0	-	7.0
243.50-N	107306	Plug, G 1/4 male	17	32.2	-	8.0
243.51-N	107307	Plug, G 3/8 male	19	32.7	-	8.5
243.52-N	107308	Plug, G 1/2 male	24	35.0	-	10.0

Plugs for couplings DN 7.2 - DN 7.8, nickel-plated brass, female

Art. No.	Ident No.	Designation	a/f mm	L mm	D mm	L1 mm
243.54-N	107309	Plug, G 1/8 female	14	31.0	-	9.0
243.55-N	107310	Plug, G 1/4 female	17	32.0	-	10.0
243.56-N	107311	Plug, G 3/8 female	19	32.0	-	10.0
243.57-N	107312	Plug, G 1/2 female	24	34.0	-	12.0



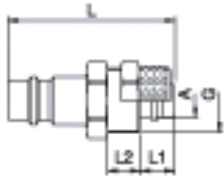
243.216-N



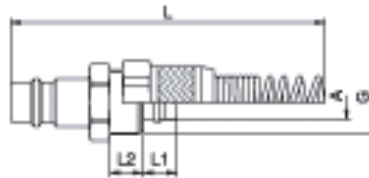
243.357-N



243.761



Plug for hose



Plug for hose with swivel nut and kink protector spring

Plugs for couplings DN 7.2 - DN 7.8, nickel-plated brass, for hose

Art. No.	Ident No.	Designation	a/f mm	L mm	D mm	L1 mm	L2 mm
243.216-N	107313	Plug for hose 6x4	12	34.0	12.0	6.0	6.0
243.217-N	107314	Plug for hose 8x6	14	34.0	12.0	6.0	5.0
243.218-N	107315	Plug for hose 10x8	17	42.0	12.0	8.0	6.0

Plugs for couplings DN 7.2 - DN 7.8, nickel-plated brass, for hose with swivel nut and kink protector spring

Art. No.	Ident No.	Designation	a/f mm	L mm	D mm	L1 mm	L2 mm
243.355-N	107316	Plugs for hose 6x4 with swivel nut and kink protector spring	-	112.0	12.0	7.0	6.0
243.356-N	107317	Plugs for hose 8x6 with swivel nut and kink protector spring	-	121.0	12.0	7.0	6.0
243.357-N	107318	Plugs for hose 10x8 with swivel nut and kink protector spring	17	133.0	-	9.0	8.0
243.358-N	107319	Plugs for hose 12x9 with swivel nut and kink protector spring	17	140.0	-	9.0	8.0

Push-in elbow for couplings DN 7.2 - DN 7.8, nickel-plated brass

Art. No.	Ident No.	Designation
243.761	107254	Push-in elbow for hose 8x6